


**2016-17 & 2017-18 OWN REVENUE Detail of PRANTIJ Municipality,**

**Dist : SABARKANTHA, Gujarat**

(As per GMFB Letter No.MFB/U-9/L.F.Audit/2015/21354 Dt.18/11/2015 )

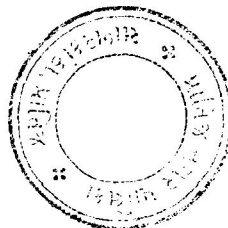
**Patrak - A, Income From Taxes**

Sr. No.	Details	Section of Gujarat Municipality Act 1963	Income	
			2016-17	2017-18
1	Property Tax & Joint Tax	99(1)(1)	22,97,013	24,61,636/-
2	Tax on Animals, boats & Vehicles.	99(1)(2)	0.00	0.00
3	Toll Tax on vehicales, animals	99(1)(3)	0.00	0.00
4	Tax on dogs kept	99(1)(5)	0.00	0.00
5	Special Sanitaion Tax	99(1)(6)	0.00	0.00
6	General Sanitation Tax	99(1)(7)	9,67,961/-	10,28,802/-
7	Drainage Tax	99(1)(8)	0.00	0.00
8	General Water Tax	99(1)(9)	0.00	0.00
9	Special Water Tax	99(1)(9)	23,63,040/-	23,82,342/-
10	Lighting Tax	99(1)(10)	7,54,075/-	7,60,389/-
11	Pligrim Tax	99(1)(11)	0.00	0.00
12	Special Education Cess	99(1)(12)	1,69,162/-	1,76,506/-
13	Tax on sale of Animals	99(1)(13)	0.00	0.00
14	Tax on lan/Building Improvement	99(1)(14)	0.00	0.00
15	Tax on Mobile Tower	99(1)(14)-K	0.00	0.00
16	Proffesional Tax	99(1)(14)-K	5,87,232/-	7,27,340/-
17	Entertainment Tax	99(1)(15)	0.00	0.00
18	Tax on advertising and houardings		0.00	0.00
19	Firefighter Tax		0.00	0.00
20	Toll Tax		0.00	0.00
21	Theater Tax		0.00	0.00
<b>Patrak-A, Total of Income from Taxes</b>			<b>71,38,483/-</b>	<b>75,37,015/-</b>



2016-17 & 2017-18 OWN REVENUE Detail of PRANTIJ Municipality,  
Dist : SABARKANTHA, Gujarat  
(As per GMFB Letter No.MFB/U-9/L.F.Audit/2015/21354 Dt.18/11/2015 )  
Patrak - B, Income From Non - Taxes

Sr. No.	Details	Income	
		2016-17	2017-18
1	Fees/ Charges/ Duty	3,35,099/-	3,11,480/-
2	Land Duty	1,25,452/-	1,80,029/-
3	Fees for Finding & Writing	10,746/-	9,198/-
4	Hotel Permission Fee	0.00	0.00
5	Building Permission Fee	0.00	0.00
6	Shops & Establishment Act Fee	49,267/-	37238/-
7	Fee of Pit (Cesspool)	8,500/-	18,000/-
8	Income of cattle penalty	0.00	0.00
9	Income under adulteration Act	0.00	0.00
10	Penalty of Late Registraion of Birth & Death	454/-	292/-
11	Lari Stand Fee	0.00	0.00
12	Water Connection Fee	11,042/-	25,122/-
13	Dtrainage Connection Fee	0.00	0.00
14	Hospital - Ambulance Charge	37,515/-	13,750/-
15	Charge for Sale of Water	0.00	0.00
16	Fire Extinguishing Fee / Income	17370/-	13,000/-
17	Amount of Sale of Tender	26,100/-	90,600/-
18	Transfer Fee of Properties	12,50,918/-	15,14,605/-
19	Copy fee of RTI	1,328/-	2,539/-
20	Charges for Battermeut/ Development	0.00	0.00
21	Cherges for Sewerage Clearance	0.00	0.00
22	Income of Sewerage Water	0.00	0.00
23	Income other than sewerage-Drainage Tax/Charge	0.00	0.00
24	Income From Waste	0.00	0.00
25	Income from sale of scrap	0.00	0.00
26	Interset of Investment (Only investment from own revenue )	19,69,468/-	30,83,802/-
27	Income from sale of water for Building construction	22,437/-	0.00
28	Income other than water tax/charges	70,420/-	3,83,377/-
29	Income of regularization of building construction	20,500/-	61,610/-
30	Other fee/Charges(Specify Details)	36,41,563/-	48,03,991/-
<b>Patrak-B, Total of Income from Non-Taxes</b>		<b>75,98,179/-</b>	<b>1,05,48,933/-</b>



2016-17 & 2017-18 OWN REVENUE Detail of PRANTIJ Municipality,  
Dist : SABARKANTHA, Gujarat  
(As per GMFB Letter No.MFB/U-9/L.F.Audit/2015/21354 Dt.18/11/2015 )  
Patrak - C, Other Own Revenue

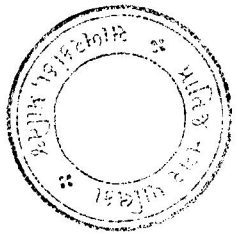
Sr. No.	Details	Income	
		2016-17	2017-18
<b>1</b>	<b>Income of Commercial Activities</b>	0.00	0.00,
	1. Bus Transportation	0.00	0.00
	2. Milk Distribution	0.00	0.00
	3. Electricity Distribution	0.00	0.00
	4. Gas Distribution	0.00	0.00
	5. Compost Scheme	0.00	0.00
	<b>Total of Commercial Activities</b>	<b>0.00</b>	<b>0.00</b>
<b>2</b>	<b>Income of Municipal Institutions</b>	0.00	0.00
	1. Pre-Primary Education	0.00	0.00
	2. Higher - Education Institutes	0.00	0.00
	3. Library	0.00	0.00
	4. Swimming pool	0.00	0.00
	5. Public Health Institutes	0.00	0.00
	6. Medical Institutes	0.00	0.00
	7. Crematorium & Graveyards	0.00	0.00
	8. Other ( Specify Details)		0.00
	<b>Total of Municipal Institutions</b>	<b>0.00</b>	<b>0.00</b>
<b>3</b>	<b>Rent Income from Municipal Properties viz. Land, Shops, Markets etc</b>	4,99,850/-	4,10,038/-
<b>Patrak - C, Total of Other Own Revenue</b>		<b>4,99,850/-</b>	<b>4,10,038/-</b>

Sr. No.	Details	Income	
		2016-17	2017-18
1	Patrak-A, Income Form Taxes	71,38,483/-	75,37,015/
2	Patrak-B, Income From Non- Taxes	75,98,179/-	1,05,48,933/-
3	Patrak-C, Other Own Revenue	4,99,850/-	4,10,038/-
	<b>Grant Total of Own Revenue (Patrak-A + Patrak-B + Patrak-C)</b>	<b>1,52,36,512/-</b>	<b>1,84,95,986/-</b>

Considering the records submitted by the municipality, the earning of the municipality in the financial year 2017-18 are Rs.1,84,95,986/C29 and earnings in the financial year 2016-17 are E291,52,36,512/-

**CERTIFICATE**

**This is to certify that own revenue sheets have been translated into english from original gujarati format provided by local fund.**



ચીફ ઓફિસર  
પ્રાંતિજ નગરપાલીકા

*Amie*  
Auditor  
Local Fund Audit  
Sabarkantha District


*[Signature]*  
Assistant Examiner  
Local Fund Audit  
Sabarkantha District

**Nagarpalika PRANTIJ. District SABARKANTHA**  
**Audited Expenditure statement for the Year 2016-17 & 2017-18**  
**(Translated from Gujarati to English)**  
**Expenditure (ખર્ચ)**

Sr. No.	Item (વિગત)	2016-17	2017-18
<b>Revenue Expenditure ( મહેસુલી ખર્ચ )</b>			
1	Salary & Allowances Expenditure (નગરપાલિકાનો પગાર ભથ્થાનો ખર્ચ)	11,485,528	13,074,012
2	Contingency (કન્ટ્રીજન્સી ખર્ચ)	1,286,668	1,113,278
3	Water Works Maintance Expenditure (વોટર વર્ક્સ નિભાવણી ખર્ચ)	6,309,755	6,245,605
4	Street Light Maintance Expenditure (સ્ટ્રીટ લાઇટ નિભાવણી ખર્ચ)	2,522,148	2,241,133
5	Garden Maintance Expenditure (બગીચા નિભાવણી ખર્ચ )	-	-
6	Property Maintance Expenditure (મિલકતોની નિભાવણી ખર્ચ)	-	-
7	Loan Interest Expenditure (લોનના વ્યાજનો ખર્ચ)	-	-
8	Sanitation Expenditure (સફાઇ ખર્ચ)	1,077,914	1,015,806
9			
10			
11			
<b>Total Revenue Expenditure (કુલ મહેસુલી ખર્ચ)</b>		<b>22,682,013</b>	<b>23,689,834</b>
<b>Capital Expenditure (મૂડી ખર્ચ)</b>			
1	Water Supply (વોટર સપ્લાય)	1,376,166	1,353,055
2	Drainage (ગટર વ્યવસ્થા)	-	-
3	Road - Bridge (રોડ - બ્રીજ)	-	-
4	Road Cleaning Equipments (રસ્તા સફાઇ સાધનો)	1,111,491	1,728,158
5	Light (લાઇટ)	-	-
6	City Bus (શહેરી બસ)	-	-
7	Fire Equipments (અગ્નિશામક યંત્રની વિગતો)	-	-
8	Health - Medical (આરોગ્ય - મેડિકલ)	-	-
9	Education Expenditure (શિક્ષણ ખર્ચ)	-	-
10	Loan Repayment and Interest (લોન રીપેમેન્ટ અને વ્યાજની વિગતો)	-	-
11	Expenditure from Government Grant (સરકારી ગ્રાંટમાંથી થયેલ ખર્ચની વિગતો)	5,55,34,611	83,850,663
12	Investment-Property-asset Deadstock (રોકાણો-મિલકતોની વિગતો ડેડસ્ટોક)	-	-
13	Deposit Refund and Misc. (ડિપોઝીટ પરત અને પરચુરણ રકમ)	36,88,831	5,203,354
14		-	-
15		-	-
16		-	-
<b>Total Capital Expenditure (કુલ મૂડી ખર્ચ)</b>		<b>2,487,657</b>	<b>92,135,230</b>
<b>Total Expenditure Capital + Revenue (કુલ મૂડી + મહેસુલી ખર્ચ)</b>		<b>84,393,112</b>	<b>11,58,25,064</b>

  
Dy Accountant PRANTIJ  
Nagarpalika

હિસાબનીશ  
પ્રાંતિજ નગરપાલીકા

  
Assistant Examiner  
Local Fund Audit  
SABARKANTHA District


  
Chief Officer  
PRANTIJ Nagarpalika  
રીફ ઓફિસર  
પ્રાંતિજ નગરપાલીકા

DEVISIONAL DY. EXAMINER  
Local Fund Audit  
Ahmedabad Zone




**વિવિધ યોજનાઓ અંતર્ગત મળેલ ગ્રાંટ**  
**Grants received under various schemes**

<b>Nagarpalika - PRANTIJ</b>		<b>Dist:SABARK</b>	<b>(રકમ રૂ. લાખમાં)</b>	
Sr No	Name of Scheme	યોજનાનું નામ	Income	
			2016-17	2017-18
<b>Capital Grant</b>				
૧	Entertainment Tax Grant	મનોરંજન કર	0.00	1621873.00
૨	Local Fund / Irrigation cess Grant	લોકલ ફંડ / સિંચાઈ	0.00	0.00
૩	Professional Tax Grant	વ્યવસાય વેરા ગ્રાંટ	24000.00	0.00
૪	Safai vera Protsahak Grant	સફાઈ વેરા પ્રોત્સાહક	0.00	0.00
૫	Nirmal Gujarat	નિર્મળ ગુજરાત	0.00	0.00
૬	Swarnim Jayanti Mukhya Mantri Shaheri Vikas Yojana	સ્વર્ણિમ જયંતિ મુખ્ય મંત્રી શહેરી વિકાસ યોજના	5396000.00	5250000.00
૭	UDP-78	UDP-78	8000000.00	12000000.00
૮	Census Calculation Grant	વસતિ ગણતરી ગ્રાંટ	0.00	0.00
૯	SJMMSVY - Janbhagidari	સ્વર્ણિમ જયંતિ મુખ્ય મંત્રી જન ભાગીદારી	3620500.00	0.00
૧૦	13 <sup>th</sup> Finance Commission Grant	૧૩ મું નાણાંપંચ	0.00	0.00
૧૧	14 <sup>th</sup> Finance Commission Grant	૧૪ મું નાણાંપંચ	17466290.00	36237932.00
૧૨	Mission Manglam	મિશન મંગલમ	576969.00	500000.00
૧૩	Nirmal Gajarat Shauchalay	નિર્મળ ગુજરાત શૌચાલય	797600.00	3050000.00
૧૪	UIDSSMT	UIDSSMT	0.00	0.00
૧૫	Health	સેની હેલ્થ	0.00	0.00
૧૬	District Planning Grant	વિકેન્દ્રિત જિલ્લા આયોજન ગ્રાંટ	2775000.00	4188260.00
૧૭	WATER YOJANA	WATER YOJNA	7237000.00	0.00
૧૮	SADAK YOJANA	SADAK YOJANA	10000000.00	14000000.00
૧૯	OTHER YOJANA	OTHER YOJANA	3244128.00	1320317.00
<b>Total</b>		<b>કુલ</b>	<b>59137487.00</b>	<b>78168382.00</b>
<b>Revenue Grant</b>				
1	Octrio Grant	ઓક્ટ્રોય ગ્રાંટ	11388535.00	8163141.00
2	Buniyadi Mudi	બુનિયાદી મુડી	724895.00	0.00
3				
4				
5				
<b>Total</b>		<b>કુલ</b>	<b>12113430.00</b>	<b>8163141.00</b>
<b>Grand Total</b>		<b>એકંદરે કુલ</b>	<b>71250917.00</b>	<b>86331523.00</b>

  
Accountant  
PrantiJ Nagarpalika  
હિસાબનીશ  
પ્રાંતિજ નગરપાલીકા



  
Chief Officer  
PrantiJ  
ચીફ ઓફિસર  
પ્રાંતિજ નગરપાલીકા